

Course Instructions in Details



WWW.GLOCALAFTERSCHOOL.COM

1. Visit the Website www.glocalafterschool.com



The screenshot shows the homepage of the Glocal After School website. At the top is a navigation bar with the GAS logo on the left, followed by links for HOME, CORPORATES, COURSES, and BECOME AN ONLINE GURU. On the right side of the navigation bar are links for LOGIN and a shopping cart icon. Below the navigation bar is a large hero section. On the left side of the hero section, the text "Step in for" is followed by "SKILLFULL Nepal" in large, bold letters. Below this, a paragraph describes the GAS e-Learning platform. On the right side of the hero section is a photograph of a desk with a smartphone, a keyboard, a pen, and a notebook. Overlaid on the bottom right of the hero section is a dark blue rounded rectangle containing white text that encourages users to begin a skillful journey.

→ ↻ 🔒 new.glocalafterschool.com ☆ G

GAS
www.GLOCALAFTERSCHOOL.COM

HOME CORPORATES COURSES BECOME AN ONLINE GURU 🔍

LOGIN 🛒

Step in for **SKILLFULL** Nepal

GAS e-Learning is a cloud-based e-Learning focusing live & recorded learning platform that intends to develop employability skills that help you in being market-ready.

Learn More >

Let's begin a skillful journey by setting some achievable learning goals with Glocal After School!

2. Scroll below the Home screen to see the available courses.

Ongoing Courses

2 Courses



Self Learning Courses

2 Courses



[View All Courses](#)

3. You can see different sections on the Home Page. To explore the courses you can also click on **“COURSES”** section on the menu tab and this is what opens. You can explore below to surf many courses.

COURSE CATEGORIES

Youth

Technology

Students

Skill development

Professionals

Photography

Life Skills

Language

Hospitality

Environment

Entrepreneurs

Education

Design

Communication


Business

Search courses ...

Select Order

VIEWING PAGE 5 OF 19


1 2 3 4 5 6 ... 19




Speak like a Pro

(0 REVIEWS) 1 STUDENTS

Starting from June 09, 2021 Why take the course – Speak like a Pro? This course will strengthen your speaking...

 POOJA DANGOL


Rs 2,000.00 Rs 800.00




Effective Communication

(0 REVIEWS) 1 STUDENTS

Why take this course on Effective communication? It is crucial to communicate effectively in negotiations to ensure you achieve your goals. Communication is also important within the business....

 DR. PUJA VIJAY SUKHIIJA


Rs 3,000.00 Rs 800.00




Mover's Workshop on SDGs

(0 REVIEWS) 31 STUDENTS

Do you want to examine the ways in which development really can be sustainable, its impact on communities, and how...

 PRAJESH KHANAL

Rs 0.00

 **GAS**

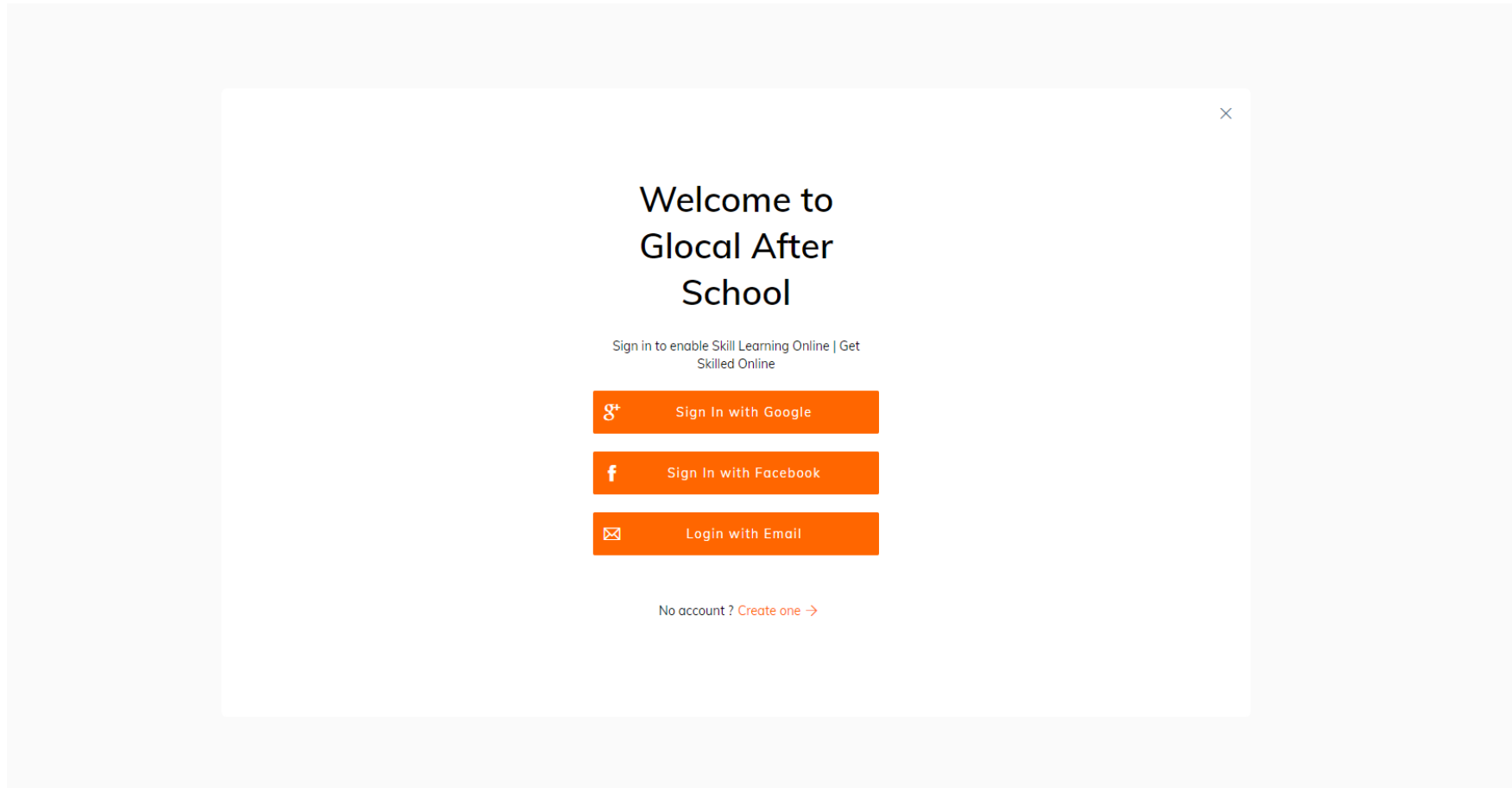
www.GLOCALAFTERSCHOOL.COM

4. Great! Now you can see different courses on the website. How can you register?

We are going to register for the course – “Speak Like a Pro.” Open the course and click on “TAKE THIS COURSE” Icon at right side of the website.

The screenshot displays the course page for 'Speak like a Pro' on the GlocalAfterschool website. The page is set against a dark blue background. At the top, two orange tags labeled 'Professionals' and 'Skill development' are visible. The course title 'Speak like a Pro' is prominently displayed in white. Below the title, there are five orange stars for ratings and a user icon with the number '1'. The instructor's name, 'POOJA DANGOL', is listed. A descriptive text states: 'Starting from June 09, 2021 Why take the course – Speak like a Pro? This course will strengthen your speaking ...'. On the right side, a white card features the course title 'Speak Like a Pro' in orange and black, the website URL 'www.glocalafterschool.com', and a megaphone icon. A large orange button with the text 'TAKE THIS COURSE' and '9 SEATS LEFT' is positioned below the card. The price is shown as 'Rs 2,000.00' crossed out and 'Rs 800.00' in orange. Under the heading 'This Course Includes', a list of benefits is provided with corresponding icons: 'Certificate Upon Completion' (award icon), 'Live Classes' (play button icon), 'Assesments/Quizes' (question mark icon), 'Expert Solution' (person with speech bubble icon), and 'Internship Opportunity' (building icon).


5. You can sign in/log in at the website through different mediums.



6. You are directed to the course page where you will see small cart section on top right corner. You need to click that and click on CHECKOUT

The screenshot displays the GlocalAfterschool website interface. At the top, the navigation bar includes the GlocalAfterschool logo, links for HOME, CORPORATES, COURSES, and BE AN ONLINE GURU, along with a search icon and a user profile icon labeled 'SAR SARU PYA...'. The main content area features a course titled 'Speak like a Pro' by POOJA DANGOL, categorized under 'Professionals' and 'Skill development'. The course description states it starts on June 09, 2021, and aims to strengthen speaking skills. A 'Take this course' button indicates 10 seats available. The price is shown as Rs 800.00, with a crossed-out original price of Rs 2,000.00. The course includes a certificate upon completion, live classes, and assessments/quizzes. A floating cart overlay in the top right corner shows the course 'SPEAK LIKE A PRO' for Rs 800.00, with a subtotal of Rs 800.00 and buttons for 'VIEW CART' and 'CHECKOUT'.

7. You will be then directed to the Checkout Page where you can fill the form, for the course registration.

www.GLOCALAFTERSCHOOL.COM

HOMECORPORATESCOURSESBECOME AN ONLINE GURUSARU PYA...

HOME / CHECKOUT

Checkout

Checkout your cart

Have a coupon? [Click here to enter your code](#)

Billing details

First name *

Last name *

Company name (optional)

Country / Region *

Select a country / region...

Street address *


House number and street name

Apartment, suite, unit, etc. (optional)

Additional information

Order notes (optional)

Notes about your order, e.g. special notes for delivery.

www.GLOCALAFTERSCHOOL.COM


8. Once you fill the form, and choose modes of payment, you need to click on **Place Order** icon below. You can pay the course fee using different mediums such as eSewa, VISA, Master Card, Debit Card, Fonepay.

Phone *


Email address *


Your order

Product	Subtotal
Speak like a Pro × 1	Rs 800.00
Subtotal	Rs 800.00
Total	Rs 800.00

☒ Debit/Credit Card 

Pay via Debit/Credit Cards of your bank. Your card needs to be 3D secure (3DS).

☐ Fonepay 

☐ eSewa 

Your personal data will be used to process your order, support your experience throughout this website, and for other purposes described in our [privacy policy](#).

☐ I have read and agree to the website [terms and conditions](#) *

[Place order](#)

9. After payment is done, you will then receive a Confirmation of Payment (Only for Paid Course) to your email. If the course is free, you will receive the further proceeding email. The admin will then provide access to the course.

Thank you for Skilling with us.

Hi Sanjeeta,

We have finished processing your order.

[Order #8131] (June 2, 2021)

Product	Quantity	Price
Speak like a Pro [COURSE : <i>Speak like a Pro</i>]	1	Rs 800.00
Subtotal:		Rs 800.00
Payment method:		Fonepay
Total:		Rs 800.00

10. You can join the course using ZOOM APP.



How to give assignments & Download e- certificate?

Have a quick view:

11. After the course completion, all learners need to give the assignments & download e-certificates. You can see your name on the top right corner once you are logged in. You need to click on **Dashboard**.

The screenshot shows the Glocal After School (GAS) website. At the top, there is a navigation bar with the GAS logo (www.GLOCALAFTERSCHOOL.COM), links for HOME, CORPORATES, COURSES, and BE AN ONLINE GURU, and a search icon. On the right, a user profile for 'SAR SARU PYA...' is visible with a dropdown menu containing 'DASHBOARD' and 'LOGOUT'. The main content area features a large heading 'Step in for SKILLFULL Nepal' and a description: 'GAS e-Learning is a cloud-based e-Learning focusing live & recorded learning platform that intends to develop employability skills that help you in being market-ready.' Below this is a 'Learn More >' button. To the right, a blue box contains the text: 'Let's begin a skillful journey by setting some achievable learning goals with Glocal After School!'. The bottom section displays five statistics: 50+ Industry Experts, 50+ Total Courses online, 72 Groups & Batches, 5000+ Enrolled Students, and 5+ Corporates. The GAS logo and website URL are repeated at the bottom right.

GAS
www.GLOCALAFTERSCHOOL.COM

HOME CORPORATES COURSES BE AN ONLINE GURU

SAR SARU PYA...
DASHBOARD
LOGOUT

Step in for
SKILLFULL Nepal

GAS e-Learning is a cloud-based e-Learning focusing live & recorded learning platform that intends to develop employability skills that help you in being market-ready.

Learn More >

Let's begin a skillful journey by setting some achievable learning goals with Glocal After School!

50+
Industry Experts
Experienced tutors and trainers as Online Guru

50+
Total Courses online
Offers online course under different categories

72
Groups & Batches
Batches running online with Students enrolled.

5000+
Enrolled Students
Ever increasing community of aspiring students

5+
Corporates
Working with corporates to build Skillful workforce with our online team platform

GAS
www.GLOCALAFTERSCHOOL.COM

12. Dashboard page opens, where you can see the name of courses enrolled, assignments, quizzes, achievement and other segments. You can complete your profile here.

The screenshot displays a user dashboard with a dark blue sidebar on the left. The sidebar contains navigation links: Dashboard, Courses, Activity, Profile, Points, Zoom Meetings, Dark mode, and Logout. The main content area is titled 'Course' and features a section for 'Enrolled Courses'. Under this section, there are links for 'Achievements', 'My Quizzes', 'My Assignments', and 'Notes & Reviews'. The 'Enrolled Courses' section shows a list of courses, with the first one being 'Script Writing Course' by 'SAMPADA MALLA', which is '2 days, 20 hours' away from completion. The course progress is shown as 0%. There are buttons for 'Active', 'Expired', and 'START COURSE'. The top right of the dashboard shows the user's name 'Saru Pyakurel', a 'Complete profile' button with a 2.94% progress indicator, a search bar for courses, and a dropdown menu for 'Select Course Status'.

Dashboard

Courses

Activity

Profile

Points

Zoom Meetings

Dark mode

Logout

Course

Enrolled Courses

Achievements

My Quizzes

My Assignments

Notes & Reviews

Active

Expired

Script Writing Course

SAMPADA MALLA 2 days, 20 hours

0%

START COURSE

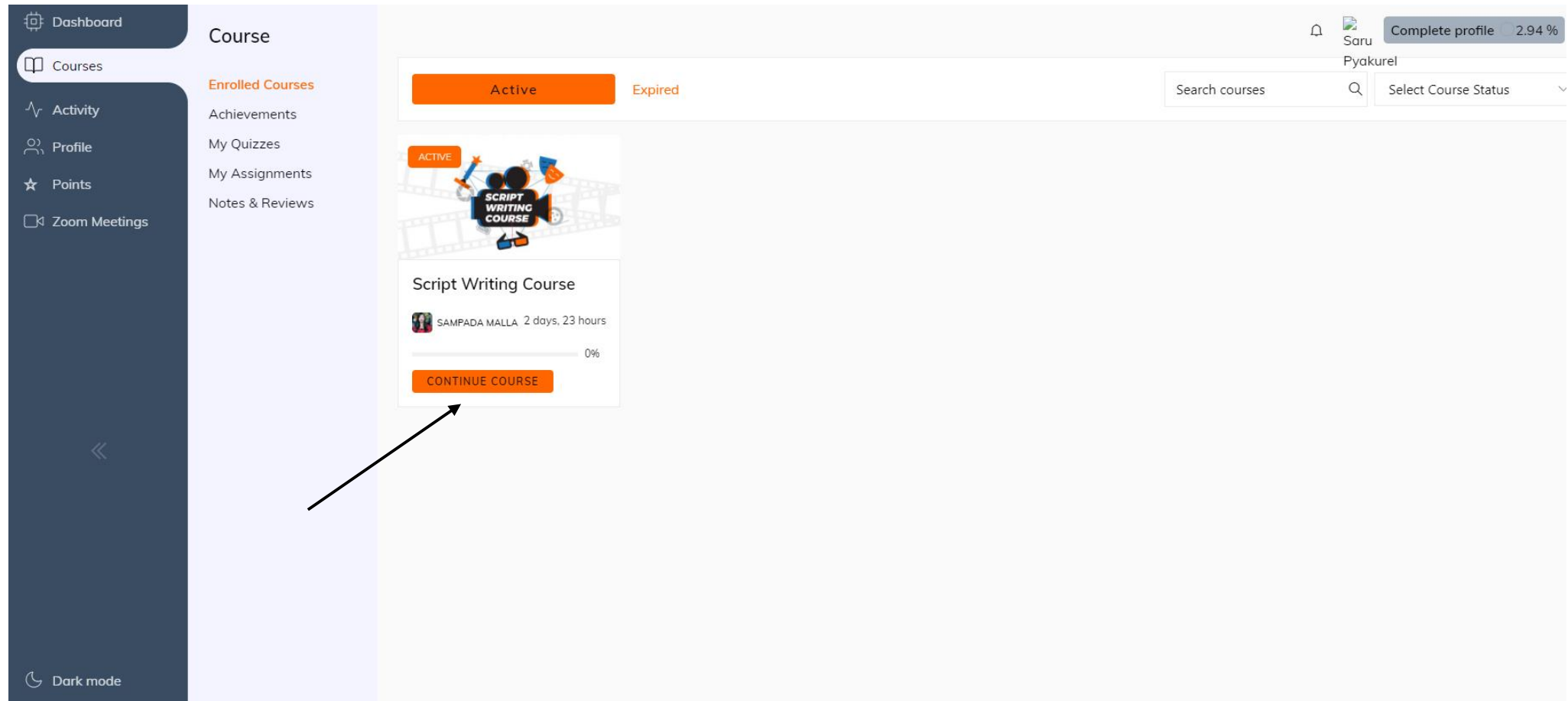
Saru Pyakurel

Complete profile 2.94 %

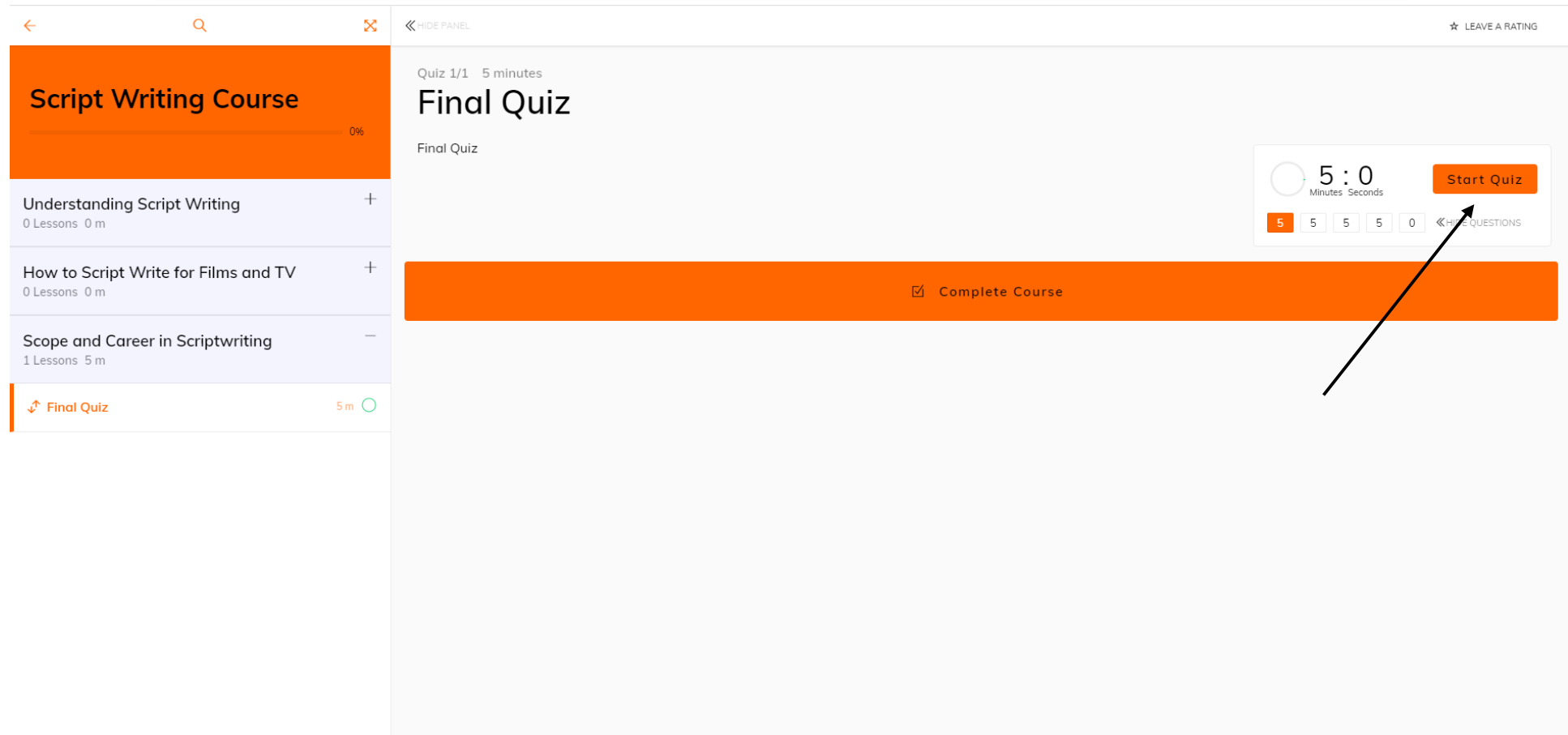
Search courses

Select Course Status

13. To start the quiz, you need to click on **Continue Course** icon of the enrolled course as shown by the arrow below.



14. Then, a Quiz Page Opens as below. You need to click on **Start Quiz** icon as shown by arrow.



15. You need to complete all the quiz questions and click on **Submit Quiz** tab as depicted by arrow.

The screenshot displays the 'Script Writing Course' interface during a 'Final Quiz'. The sidebar on the left lists course topics: 'Understanding Script Writing' (0 Lessons, 0 m), 'How to Script Write for Films and TV' (0 Lessons, 0 m), and 'Scope and Career in Scriptwriting' (1 Lesson, 5 m). The 'Final Quiz' is highlighted at the bottom of the sidebar. The main area shows 'Quiz 1/1' with a 5-minute timer. The current question is 'Question 5', which is a True/False question. The text of the question is: 'Aliquam erat volutpat. Ut sollicitudin aliquet leo, vitae aliquam enim imperdiet ac. Proin eget est sit amet tortor mattis fringilla vitae id nunc. Donec lacinia varius est, fringilla bibendum nunc hendrerit dapibus.' The options are 'False' and 'True'. Below the question is a 'Check Answer' button. At the top right, there is a timer showing '4:15' (4 minutes, 15 seconds) and two buttons: 'Save Quiz' and 'Submit Quiz'. A blue arrow points to the 'Submit Quiz' button. Below the timer, there are five question status indicators: '5 ✓', '5 ✓', '5 ✓', '5 ✓', and '0 ✓'. A 'HIDE QUESTIONS' link is also present. At the bottom of the main area, there is a large orange button labeled 'Complete Course'.

16. You can see your score now. Then, you need to click on **Complete Course** tab below.

Script Writing Course
100%

Understanding Script Writing
0 Lessons 0 m

How to Script Write for Films and TV
0 Lessons 0 m

Scope and Career in Scriptwriting
1 Lessons 5 m

Final Quiz 5 m

Quiz 1/1 5 minutes

Final Quiz

Previous Results

Question 5

False

True

Correct Answer

True

Question Explanation

Duis mauris metus, ullamcorper eu nunc varius, dictum pharetra dui. In efficitur viverra auctor. Etiam quam tortor, bibendum quis dolor ac, scelerisque sagittis lectus. Curabitur nec risus eros.

< 1 ... 4 **5** >

Complete Course

5.00/20 Quiz Submitted

5 5 5 5 0

« HIDE QUESTIONS

17. Once you click on Complete Quiz tab, a course rating box pops out, where you can rate the course and drop your feedbacks and reviews. Then, you need to click on “**Submit Review and Finish Course.**”

The screenshot shows a mobile application interface for a 'Script Writing Course'. On the left, a sidebar lists course sections: 'Script Writing Course' (100%), 'Understanding Script Writing' (0 Lessons, 0 m), 'How to Script Write for Films and TV' (0 Lessons, 0 m), and 'Scope and Career in Scriptwriting' (1 Lessons, 5 m). The 'Final Quiz' is highlighted. The main area displays 'Quiz 1/1 5 minutes' and 'Final Quiz'. Below this, 'Question 5' is shown with a score of 0. A modal titled 'Rate this course' is open, featuring a 5-star rating system, a 'Review Title' input field, and a 'Your Review' text area. At the bottom of the modal are two buttons: 'Skip review and finish course' and 'Submit Review and finish course'. The background shows a quiz progress bar with 5 questions, where the 5th question is currently selected. A 'Complete Course' button is visible at the bottom of the screen.

Script Writing Course

100%

Understanding Script Writing
0 Lessons 0 m

How to Script Write for Films and TV
0 Lessons 0 m

Scope and Career in Scriptwriting
1 Lessons 5 m

Final Quiz 5 m

Quiz 1/1 5 minutes

Final Quiz

Question 5

5.00/20 Quiz Submitted

Rate this course

☆ ☆ ☆ ☆ ☆

Review Title

Your Review

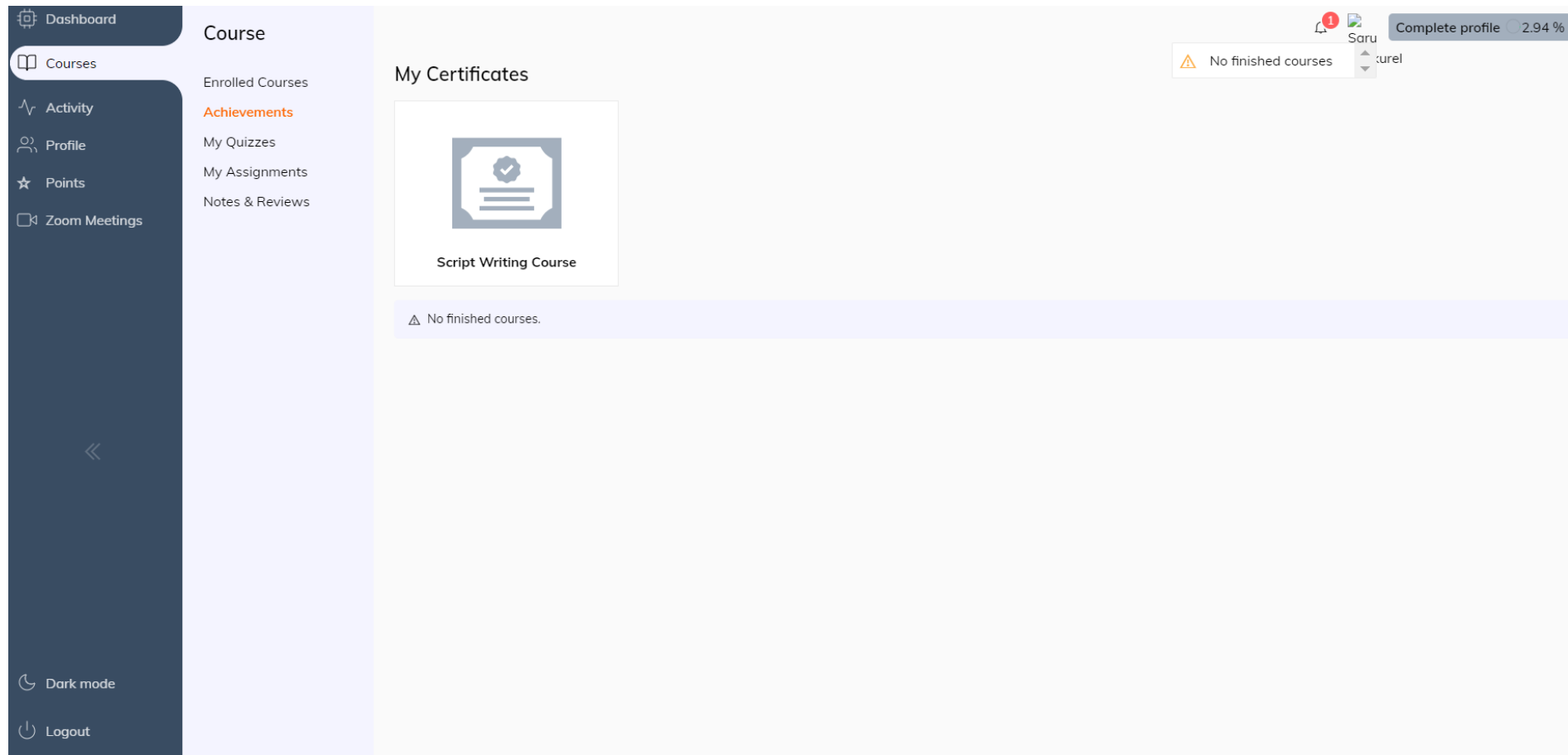
Skip review and finish course

Submit Review and finish course

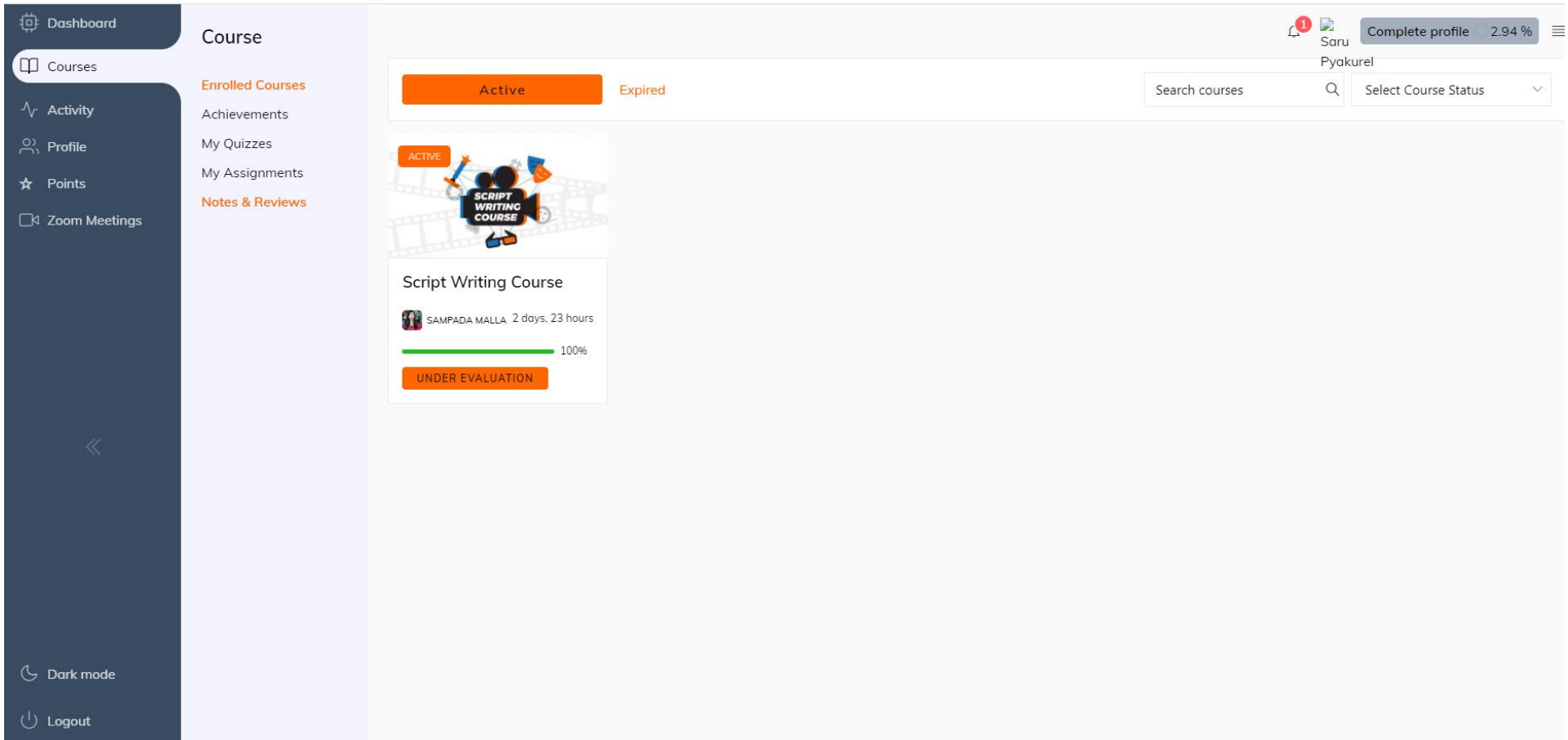
1 ... 4 5

Complete Course

18. Now, you can go back to your Dashboard. You can download your certificate from the **Achievement** tab.



19. You can check your score on My Quizzes tab. Likewise, you can upload your assignments provided during the course on My Assignment tab. Also, the ratings that you have provided for the course is shown in Notes & Reviews tab.



Where can you get information about online courses and other opportunities?

You can always reach out to us through the official Facebook page of Glocal After School. Please like & follow our Facebook page and stay updated. Don't forget to follow us in Instagram, Twitter & LinkedIn as well.

The image shows a screenshot of the Facebook page for 'Glocal After School - Academy of Employability Skills'. On the left is a 'Manage Page' sidebar with navigation options: Page, News Feed (8 new), Updates (New updates), Business Suite, Inbox (2 new messages & 3 new comments), Events, Creator Studio, Manage Jobs, Notifications (13 new), Insights, Publishing Tools, and Ad Center. A 'Promote' button is at the bottom of the sidebar. The main content area features a large profile picture of a group of people on a stage, with a banner that reads 'SKILL WEEK #GlocalAfterSchool'. Below the picture is the page name 'Glocal After School - Academy of Employability Skills' and the handle '@glocalafterschool · School'. There is an 'Edit Sign Up' button. Below the header are tabs for Home, Videos, Photos, Live, and More. A 'Promote' button is also present. A business tool banner encourages using Facebook Business Suite. Below that, a 'Page Tips' section offers advice on Facebook Ads. On the right, a 'Create Post' section includes options for Photo/Video, Get Messages, and Feeling/Activity.

You can stay connected to us through our Facebook Group – “Glocal After School”

The screenshot displays the Facebook interface for the 'Glocal After School' group. On the left, the 'Manage Group' sidebar includes options like Home, Moderator Tools, Member Requests (3 requests), and various group settings. The main content area features a large banner with the text 'अनलाईन सिकौं' (Online Learning) and 'Let's Initiate Learning Online' along with the website 'www.glocalafterschool.com'. Below the banner, the group name 'Glocal After School' is shown with 442 members and a '+ Invite' button. Navigation tabs for About, Discussion, Rooms, Topics, Members, Events, and Media are present. The 'Discussion' tab is active, showing a post by Saru Pyakurel, a Moderator, with options to create a room, photo/video, or tag people. A 'Create Event' button is also visible. The right sidebar contains an 'About' section with details on group privacy (Private) and visibility (Visible).

Manage Group

- Glocal After School (Private group)
- Home
- Moderator Tools
 - Member Requests (3 requests)
 - Join Facebook Date
 - Request Age
 - Gender
 - Profile Picture
 - Invited
 - Friends
 - Location
 - Profile Type
 - Groups
 - Membership Questions
 - Pending Posts
 - Scheduled Posts

Glocal After School
Private group · 442 members

+ Invite

About Discussion Rooms Topics Members Events Media

What's on your mind, Saru?

+ Room Photo/Video Tag People

Hosting an event? Add a few more details to make this an event people can respond to and get reminders to attend.

Create Event

About

The society today is developing at a greater pace and academic learning in schools and colleges are not enough. The market demands something mor... See More


Private
Only members can see who's in the group and what they post.

Visible
Anyone can find this group.

General

Saru Pyakurel
Moderator · Just now ·

You can also connect to us joining our **Viber Community**. We are using this community to have a space for sharing about information, communications regarding the activities we do, also you can get information about different online course announced.





G A S

WWW.GLOCALAFTERSCHOOL.COM